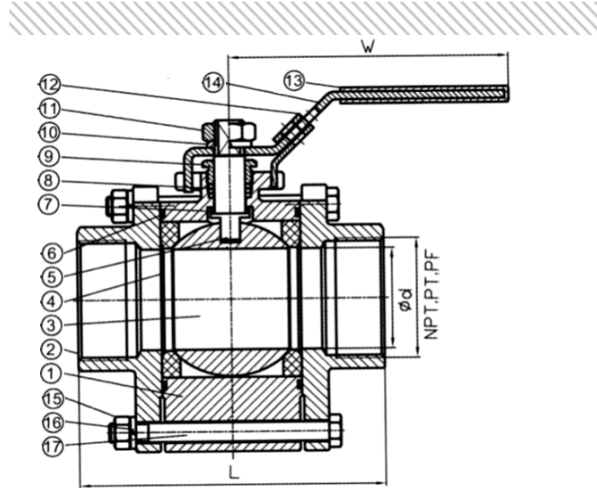


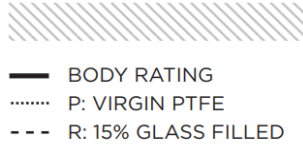
## 1500-2000 PSI 3 PC SP BALL VALVE



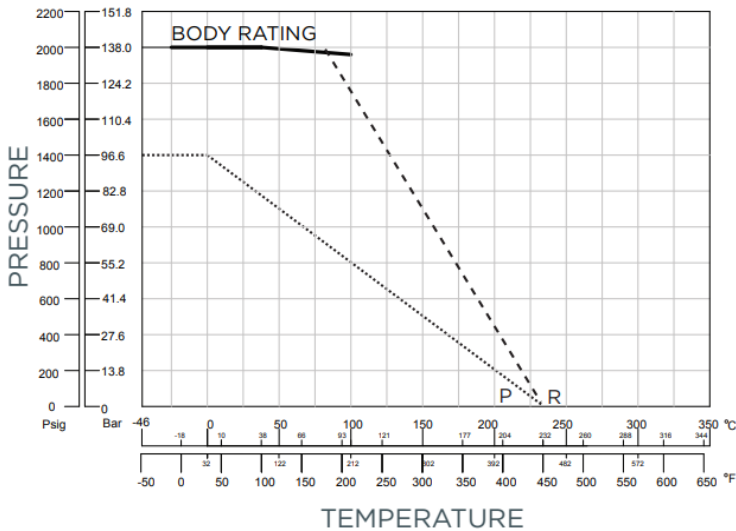
FEATURES	
SIZE:	1/4" - 2"
PORT:	STANDARD
PRESSURE:	1500/2000 WOG
TEMPERATURE:	0 TO 450 F°
CONNECTION:	FEMALE NPT

TECHNICAL SPECIFICATION	
NPT THREADS AS PER ASME B1.20.1	
BLOW-OUT PROOF STEM DESIGN	
LOCKING HANDLE	
SUITABLE FOR WATER, OIL & GAS	
ISO 5211 MOUNTING PAD	

TEST SPECIFICATION	
TEST ACCORDANCE TO PER API 598	
SHELL TEST:	3000 PSI
SEAT TEST:	2200PSI
AIR TEST:	87 PSI



MATERIAL LIST		1530CS	1530SS
1	BODY	ASTM A216 Gr. WCB	ASTM A351 Gr. CF8M
2	CAP	ASTM A216 Gr. WCB	ASTM A351 Gr. CF8M
3	BALL	CF8M	CF8M
4	SEAT	RPTFE	RPTFE
5	STEM	SS304	SS316
6	GASKET	VIRGIN PTFE	VIRGIN PTFE
7	THRUST WASHER	VIRGIN PTFE	VIRGIN PTFE
8	PACKING	VIRGIN PTFE	VIRGIN PTFE
9	GLAND	SS304	SS304
10	SPRING WASHER	SS304	SS304
11	STEM NUT	SS304	SS304
12	LOCKING DEVICE	SS304	SS304
13	HANDLE	SS304	SS304
14	HANDLE COVER	PVC	PVC
15	HEX NUT	SS304	SS304
16	BOLT WASHER	SS304	SS304
17	BOLT	SS304	SS304



DIMENSIONS & WEIGHTS					
SIZE	L	W	ISO 5211	ød	WEIGHT (KG)
1/4"	2.60	4.02	F03	0.46	0.64
3/8"	2.60	4.02	F03	0.50	0.63
1/2"	2.60	4.02	F03	0.50	0.62
3/4"	2.84	4.84	F03	0.59	0.8
1"	3.72	4.84	F03	0.79	1.1
1 1/4"	4.21	6.02	F04	0.98	1.75
1 1/2"	4.57	6.02	F04	1.26	2.52
2"	5.00	7.21	F05	1.50	3.85

\*DIMENSIONS ARE EXPRESSED IN INCHES  
 \*DIMENSIONS AND WEIGHTS ARE APPROXIMATED.